

Playtower combination

Device line Robinie










Article 42560

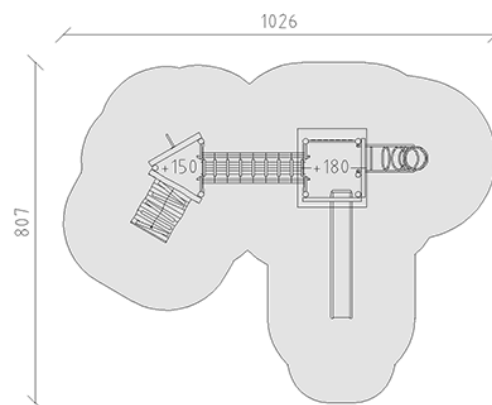
Playtower combination made of chemically untreated Robinia heartwood, sanded, platform heights 150/180 cm, with gable roof, rung ascent, slide made of polyester red/yellow, metal rib climbing element, web net bridge, climbing ramp and fireman's pole.



CHF 20'785.-

(excl. VAT)

	Age group	3+
	Device dimensions	705 x 450 x 379 cm
	Space required	1026 x 807 cm
	min. impact surface	54.7 m ²
	Fall height	180 cm
	Heaviest element	420 kg
	Biggest element	460 x 150 x 150 cm
	Foundations	13
	Concrete	1.65 m ³
	Assembly time	7 h
	Installers	2



burli
Center of play

+41 41 925 14 00
info@burli.swiss