

Balancing beam

Device line Rundholz











Article 27200

Balance beam made of pressure-treated Swiss pine, \varnothing 13 cm, length 200 cm, incl. brackets for minimum installation depth of 50 cm.



CHF 395.-

(excl. VAT)

 Age group	3+
 Device dimensions	200 x 13 x 37 cm
 Space required	500 x 313 cm
 min. impact surface	13.7 m ²
 Fall height	37 cm
 Heaviest element	20 kg
 Biggest element	200 x 15 x 90 cm
 Foundations	2
 Concrete	0.25 m ³
 Assembly time	1 h
 Installers	2

