

Balance beam

Device line Rundholz










Article 27205

Balance beam made of Swiss pine, pressure-treated, \varnothing 13 cm, two beams each 200 cm long, incl. brackets for minimum installation depth of 50 cm.



CHF 790.-

(excl. VAT)

 Age group	3+
 Device dimensions	363 x 151 x 37 cm
 Space required	664 x 451 cm
 min. impact surface	20.5 m ²
 Fall height	37 cm
 Heaviest element	20 kg
 Biggest element	200 x 15 x 90 cm
 Foundations	4
 Concrete	0.50 m ³
 Assembly time	1 h
 Installers	2

