

Balance beam

Device line Robinie












Article 40765

Balance beam made of chemically untreated robinia heartwood, sanded, three beams each 200 cm long, incl. steel foot brackets for minimum installation depth of 60 cm.



CHF 1'590.-

(excl. VAT)

 Age group	3+
 Device dimensions	618 x 17 x 60 cm
 Space required	938 x 337 cm
 min. impact surface	29.5 m ²
 Fall height	60 cm
 Heaviest element	30 kg
 Biggest element	200 x 18 x 120 cm
 Foundations	6
 Concrete	0.75 m ³
 Assembly time	2 h
 Installers	2

