

Add-on balancing beam

Device line Robinie









Article 40760

Add-on balancing beam made of chemically untreated Robinia heartwood, sanded.



CHF 530.-

(excl. VAT)

 Age group	3+
 Device dimensions	330 x 18 x 41 cm
 Space required	630 x 337 cm
 min. impact surface	19.05 m ²
 Fall height	55 cm
 Heaviest element	88 kg
 Biggest element	330 x 120 x 120 cm
 Foundations	1
 Concrete	0.15 m ³
 Assembly time	1 h
 Installers	2

